

# Driving Test Report

DL25A

0408T

I declare that:

- the use of the test vehicle for the purposes of the test is fully covered by a valid policy of insurance which satisfies the requirements of the relevant legislation.
- I normally live/have lived in the UK for at least 185 days in the last 12 months (except taxi/private hire). See note 30.



Candidate

S  D/C

Application Ref.

Date  DDMMYY Time  HHMM Dr.No.

DTC Code / Authority  Reg. No.

Examiner:

Staff / Ref. No.

Cat. Type  Auto  Ext  1  2  3  4  5  6  7  8  9  0  V

Instructor Reg  Instructor Cert  Sup  ADI  Int  Other  C

		Total	S	D			Total	S	D			Total	S	D
1a	Eyesight				13	Move off				23	Positioning			
						safety					normal driving			
1b	H/Code / Safety					control					lane discipline			
2	Controlled Stop				14	Use of mirrors- M/C rear obs				24	Pedestrian crossings			
						signalling					change direction			
3	Reverse / Left Reverse with trailer					change speed				25	Position / normal stops			
	control					change speed					change speed			
	observation				15	Signals				26	Awareness / planning			
4	Reverse/ Right					necessary					correctly			
	control					correctly					timed			
	observation					timed				27	Ancillary controls			
5	Reverse Park				16	Clearance / obstructions					28	Spare 1		
	control					28	Spare 1				29	Spare 2		
R	C					29	Spare 2				30	Spare 3		
	obs.					30	Spare 3				31	Spare 4		
6	Turn in road					31	Spare 4				32	Spare 5		
	control					32	Spare 5				33	Wheelchair	Pass	Fail
	observation					33	Wheelchair	Pass	Fail					
7	Vehicle checks					34	Pass	Fail	None		Total	Faults		Route
	control					34	Pass	Fail	None					No.
	observation					35	ETA	V	P					
8	Taxi manoeuvre					35	ETA	V	P					
	control					36	Survey	A	B	C	D			
	observation					36	Survey	A	B	C	D			
9	Taxi wheelchair					37	Survey	E	F	G	H			
	control					37	Survey	E	F	G	H			
10	Uncouple / recouple					38	Eco Safe driving							
	control					38	Eco Safe driving							
11	Precautions					39	Control							
	control					39	Control							
12	Control					40	Planning							
	accelerator					40	Planning							
	clutch					41	Debrief							
	gears					41	Debrief							
	footbrake					42	Activity Code							
	parking brake / MC front brake					42	Activity Code							
	steering					43	I acknowledge receipt of Pass Certificate Number:							
	balance M/C					43	I acknowledge receipt of Pass Certificate Number:							
	PCV door exercise					44	Wheelchair Cert. No.:							
						44	Wheelchair Cert. No.:							
						45	No							
						45	No							
						46	There has been no change to my health: see note 29 overleaf.							
						46	There has been no change to my health: see note 29 overleaf.							

# Driving Test Report

DL25B

0408T

I declare that:

- the use of the test vehicle for the purposes of the test is fully covered by a valid policy of insurance which satisfies the requirements of the relevant legislation.
- I normally live/have lived in the UK for at least 185 days in the last 12 months (except taxi/private hire). See note 30.



Candidate

S  D/C

Application Ref.

Date  DDMMYY Time  HHMM Dr.No.

DTC Code / Authority  Reg. No.

Examiner:

Staff / Ref. No.

Cat. Type  Auto  Ext  1  2  3  4  5  6  7  8  9  0  V

Instructor Reg  Instructor Cert  Sup  ADI  Int  Other  C

		Total	S	D			Total	S	D			Total	S	D
1a	Eyesight		<input type="checkbox"/>		13	Move off				23	Positioning			
1b	H/Code / Safety	<input type="text"/>	<input type="text"/>	<input type="text"/>		safety	<input type="text"/>	<input type="text"/>	<input type="text"/>		normal driving	<input type="text"/>	<input type="text"/>	<input type="text"/>
						control	<input type="text"/>	<input type="text"/>	<input type="text"/>		lane discipline	<input type="text"/>	<input type="text"/>	<input type="text"/>
2	Controlled Stop	<input type="text"/>	<input type="text"/>	<input type="text"/>	14	Use of mirrors- M/C rear obs	<input type="text"/>	<input type="text"/>	<input type="text"/>	24	Pedestrian crossings	<input type="text"/>	<input type="text"/>	<input type="text"/>
						signalling	<input type="text"/>	<input type="text"/>	<input type="text"/>		25	Position / normal stops	<input type="text"/>	<input type="text"/>
3	Reverse / Left Reverse with trailer	<input type="text"/>	<input type="text"/>	<input type="text"/>		change direction	<input type="text"/>	<input type="text"/>	<input type="text"/>		26	Awareness / planning	<input type="text"/>	<input type="text"/>
	control	<input type="text"/>	<input type="text"/>	<input type="text"/>		change speed	<input type="text"/>	<input type="text"/>	<input type="text"/>		27	Ancillary controls	<input type="text"/>	<input type="text"/>
	observation	<input type="text"/>	<input type="text"/>	<input type="text"/>	15	Signals	<input type="text"/>	<input type="text"/>	<input type="text"/>		28	Spare 1	<input type="text"/>	<input type="text"/>
4	Reverse/ Right	<input type="text"/>	<input type="text"/>	<input type="text"/>		necessary	<input type="text"/>	<input type="text"/>	<input type="text"/>		29	Spare 2	<input type="text"/>	<input type="text"/>
	control	<input type="text"/>	<input type="text"/>	<input type="text"/>		correctly	<input type="text"/>	<input type="text"/>	<input type="text"/>		30	Spare 3	<input type="text"/>	<input type="text"/>
	observation	<input type="text"/>	<input type="text"/>	<input type="text"/>		timed	<input type="text"/>	<input type="text"/>	<input type="text"/>		31	Spare 4	<input type="text"/>	<input type="text"/>
5	Reverse Park	<input type="text"/>	<input type="text"/>	<input type="text"/>	16	Clearance / obstructions	<input type="text"/>	<input type="text"/>	<input type="text"/>		32	Spare 5	<input type="text"/>	<input type="text"/>
	control	<input type="text"/>	<input type="text"/>	<input type="text"/>			<input type="text"/>	<input type="text"/>	<input type="text"/>		33	Wheelchair	Pass <input type="checkbox"/>	Fail <input type="checkbox"/>
R <input type="checkbox"/> C <input type="checkbox"/>	obs.	<input type="text"/>	<input type="text"/>	<input type="text"/>	17	Response to signs / signals	<input type="text"/>	<input type="text"/>	<input type="text"/>			Pass	Fail	None
6	Turn in road	<input type="text"/>	<input type="text"/>	<input type="text"/>		traffic signs	<input type="text"/>	<input type="text"/>	<input type="text"/>			<input type="text"/>	<input type="text"/>	<input type="text"/>
	control	<input type="text"/>	<input type="text"/>	<input type="text"/>		road markings	<input type="text"/>	<input type="text"/>	<input type="text"/>			<input type="text"/>	<input type="text"/>	<input type="text"/>
	observation	<input type="text"/>	<input type="text"/>	<input type="text"/>		traffic lights	<input type="text"/>	<input type="text"/>	<input type="text"/>			<input type="text"/>	<input type="text"/>	<input type="text"/>
7	Vehicle checks	<input type="text"/>	<input type="text"/>	<input type="text"/>		traffic controllers	<input type="text"/>	<input type="text"/>	<input type="text"/>			<input type="text"/>	<input type="text"/>	<input type="text"/>
		<input type="text"/>	<input type="text"/>	<input type="text"/>	18	Use of speed	<input type="text"/>	<input type="text"/>	<input type="text"/>			<input type="text"/>	<input type="text"/>	<input type="text"/>
8	Taxi manoeuvre	<input type="text"/>	<input type="text"/>	<input type="text"/>			<input type="text"/>	<input type="text"/>	<input type="text"/>			<input type="text"/>	<input type="text"/>	<input type="text"/>
	control	<input type="text"/>	<input type="text"/>	<input type="text"/>	19	Following distance	<input type="text"/>	<input type="text"/>	<input type="text"/>			<input type="text"/>	<input type="text"/>	<input type="text"/>
	observation	<input type="text"/>	<input type="text"/>	<input type="text"/>			<input type="text"/>	<input type="text"/>	<input type="text"/>			<input type="text"/>	<input type="text"/>	<input type="text"/>
9	Taxi wheelchair	<input type="text"/>	<input type="text"/>	<input type="text"/>	20	Progress	<input type="text"/>	<input type="text"/>	<input type="text"/>			<input type="text"/>	<input type="text"/>	<input type="text"/>
		<input type="text"/>	<input type="text"/>	<input type="text"/>		appropriate speed	<input type="text"/>	<input type="text"/>	<input type="text"/>			<input type="text"/>	<input type="text"/>	<input type="text"/>
10	Uncouple / recouple	<input type="text"/>	<input type="text"/>	<input type="text"/>		undue hesitation	<input type="text"/>	<input type="text"/>	<input type="text"/>			<input type="text"/>	<input type="text"/>	<input type="text"/>
		<input type="text"/>	<input type="text"/>	<input type="text"/>	21	Junctions	<input type="text"/>	<input type="text"/>	<input type="text"/>			<input type="text"/>	<input type="text"/>	<input type="text"/>
11	Precautions	<input type="text"/>	<input type="text"/>	<input type="text"/>		approach speed	<input type="text"/>	<input type="text"/>	<input type="text"/>			<input type="text"/>	<input type="text"/>	<input type="text"/>
		<input type="text"/>	<input type="text"/>	<input type="text"/>		observation	<input type="text"/>	<input type="text"/>	<input type="text"/>			<input type="text"/>	<input type="text"/>	<input type="text"/>
12	Control	<input type="text"/>	<input type="text"/>	<input type="text"/>		turning right	<input type="text"/>	<input type="text"/>	<input type="text"/>			<input type="text"/>	<input type="text"/>	<input type="text"/>
	accelerator	<input type="text"/>	<input type="text"/>	<input type="text"/>		turning left	<input type="text"/>	<input type="text"/>	<input type="text"/>			<input type="text"/>	<input type="text"/>	<input type="text"/>
	clutch	<input type="text"/>	<input type="text"/>	<input type="text"/>		cutting corners	<input type="text"/>	<input type="text"/>	<input type="text"/>			<input type="text"/>	<input type="text"/>	<input type="text"/>
	gears	<input type="text"/>	<input type="text"/>	<input type="text"/>	22	Judgement	<input type="text"/>	<input type="text"/>	<input type="text"/>			<input type="text"/>	<input type="text"/>	<input type="text"/>
	footbrake	<input type="text"/>	<input type="text"/>	<input type="text"/>		overtaking	<input type="text"/>	<input type="text"/>	<input type="text"/>			<input type="text"/>	<input type="text"/>	<input type="text"/>
	parking brake / MC front brake	<input type="text"/>	<input type="text"/>	<input type="text"/>		meeting	<input type="text"/>	<input type="text"/>	<input type="text"/>			<input type="text"/>	<input type="text"/>	<input type="text"/>
	steering	<input type="text"/>	<input type="text"/>	<input type="text"/>		crossing	<input type="text"/>	<input type="text"/>	<input type="text"/>			<input type="text"/>	<input type="text"/>	<input type="text"/>
	balance M/C	<input type="text"/>	<input type="text"/>	<input type="text"/>			<input type="text"/>	<input type="text"/>	<input type="text"/>			<input type="text"/>	<input type="text"/>	<input type="text"/>
	PCV door exercise	<input type="text"/>	<input type="text"/>	<input type="text"/>			<input type="text"/>	<input type="text"/>	<input type="text"/>			<input type="text"/>	<input type="text"/>	<input type="text"/>

ETA V  P  D255

Survey A  B  C  D   
E  F  G  H

Eco Safe driving  Control   
Planning

Debrief  Activity Code

I acknowledge receipt of Pass Certificate Number:  Licence rec'd Yes   
Wheelchair Cert. No:  COA   
No

There has been no change to my health: see note 29 overleaf.



**Weather conditions (please ✓ appropriate box[es])**

**DL25B Rev.**  
0408T

- |                            |                          |                     |                          |
|----------------------------|--------------------------|---------------------|--------------------------|
| 1. Bright / dry roads      | <input type="checkbox"/> | 6. Dull / wet roads | <input type="checkbox"/> |
| 2. Bright / wet roads      | <input type="checkbox"/> | 7. Dull / dry roads | <input type="checkbox"/> |
| 3. Raining throughout test | <input type="checkbox"/> | 8. Snowing          | <input type="checkbox"/> |
| 4. Showers                 | <input type="checkbox"/> | 9. Icy              | <input type="checkbox"/> |
| 5. Foggy / misty           | <input type="checkbox"/> | 10. Windy           | <input type="checkbox"/> |

11. Other

If you tick this box, provide an accurate description of the weather conditions.

**Vehicle details**

LGV   
PCV

Length   
Width

Height   
MAM

Artic   
Draw bar

Rigid   
Automatic

**Brief description of candidate**

**Id**

**Remarks**

**Oral explanation comments**

**Examiner's signature**

**Disability Tests**

**Description of any fitted adaptations**

# Driving Test Report

DL25C

0408T

I declare that:

- the use of the test vehicle for the purposes of the test is fully covered by a valid policy of insurance which satisfies the requirements of the relevant legislation.
- I normally live/have lived in the UK for at least 185 days in the last 12 months (except taxi/private hire). See note 30.



Candidate

S  D/C

Application Ref.

Date  DDMMYY Time  HHMM Dr.No.

DTC Code / Authority  Reg. No.

Examiner:

Auto  Ext

Cat. Type  1  2  3  4  5  6  7  8  9  0

Instructor Reg  Instructor Cert  Sup  ADI  Int  Other

		Total	S	D			Total	S	D			Total	S	D
1a	Eyesight		<input type="checkbox"/>		13	Move off				23	Positioning			
						safety	<input type="checkbox"/>	<input type="checkbox"/>	<input type="checkbox"/>		normal driving	<input type="checkbox"/>	<input type="checkbox"/>	<input type="checkbox"/>
1b	H/Code / Safety	<input type="text"/>	<input type="checkbox"/>	<input type="checkbox"/>		control	<input type="checkbox"/>	<input type="checkbox"/>	<input type="checkbox"/>		lane discipline	<input type="checkbox"/>	<input type="checkbox"/>	<input type="checkbox"/>
2	Controlled Stop	<input type="text"/>	<input type="checkbox"/>	<input type="checkbox"/>	14	Use of mirrors- M/C rear obs	<input type="text"/>	<input type="text"/>	<input type="text"/>	24	Pedestrian crossings	<input type="text"/>	<input type="text"/>	<input type="text"/>
						signalling	<input type="checkbox"/>	<input type="checkbox"/>	<input type="checkbox"/>		25	Position / normal stops	<input type="text"/>	<input type="text"/>
3	Reverse / Left Reverse with trailer	<input type="text"/>	<input type="checkbox"/>	<input type="checkbox"/>		change direction	<input type="checkbox"/>	<input type="checkbox"/>	<input type="checkbox"/>		26	Awareness / planning	<input type="text"/>	<input type="text"/>
	control	<input type="checkbox"/>	<input type="checkbox"/>	<input type="checkbox"/>		change speed	<input type="checkbox"/>	<input type="checkbox"/>	<input type="checkbox"/>		27	Ancillary controls	<input type="text"/>	<input type="text"/>
	observation	<input type="checkbox"/>	<input type="checkbox"/>	<input type="checkbox"/>	15	Signals	<input type="text"/>	<input type="text"/>	<input type="text"/>		28	Spare 1	<input type="text"/>	<input type="text"/>
4	Reverse/ Right	<input type="text"/>	<input type="checkbox"/>	<input type="checkbox"/>		necessary	<input type="checkbox"/>	<input type="checkbox"/>	<input type="checkbox"/>		29	Spare 2	<input type="text"/>	<input type="text"/>
	control	<input type="checkbox"/>	<input type="checkbox"/>	<input type="checkbox"/>		correctly	<input type="checkbox"/>	<input type="checkbox"/>	<input type="checkbox"/>		30	Spare 3	<input type="text"/>	<input type="text"/>
	observation	<input type="checkbox"/>	<input type="checkbox"/>	<input type="checkbox"/>		timed	<input type="checkbox"/>	<input type="checkbox"/>	<input type="checkbox"/>		31	Spare 4	<input type="text"/>	<input type="text"/>
5	Reverse Park	<input type="text"/>	<input type="checkbox"/>	<input type="checkbox"/>	16	Clearance / obstructions	<input type="text"/>	<input type="text"/>	<input type="text"/>		32	Spare 5	<input type="text"/>	<input type="text"/>
	control	<input type="checkbox"/>	<input type="checkbox"/>	<input type="checkbox"/>			<input type="checkbox"/>	<input type="checkbox"/>	<input type="checkbox"/>		33	Wheelchair	Pass <input type="checkbox"/>	Fail <input type="checkbox"/>
R	C	obs.	<input type="checkbox"/>	<input type="checkbox"/>	17	Response to signs / signals	<input type="text"/>	<input type="text"/>	<input type="text"/>			Pass	Fail	None
			<input type="checkbox"/>	<input type="checkbox"/>		traffic signs	<input type="checkbox"/>	<input type="checkbox"/>	<input type="checkbox"/>			<input type="checkbox"/>	<input type="checkbox"/>	<input type="checkbox"/>
6	Turn in road	<input type="text"/>	<input type="checkbox"/>	<input type="checkbox"/>		road markings	<input type="checkbox"/>	<input type="checkbox"/>	<input type="checkbox"/>			<input type="checkbox"/>	Total Faults	
	control	<input type="checkbox"/>	<input type="checkbox"/>	<input type="checkbox"/>		traffic lights	<input type="checkbox"/>	<input type="checkbox"/>	<input type="checkbox"/>			<input type="checkbox"/>	<input type="checkbox"/>	<input type="checkbox"/>
	observation	<input type="checkbox"/>	<input type="checkbox"/>	<input type="checkbox"/>		traffic controllers	<input type="checkbox"/>	<input type="checkbox"/>	<input type="checkbox"/>			<input type="checkbox"/>	<input type="checkbox"/>	<input type="checkbox"/>
7	Vehicle checks	<input type="text"/>	<input type="checkbox"/>	<input type="checkbox"/>		other road users	<input type="checkbox"/>	<input type="checkbox"/>	<input type="checkbox"/>			<input type="checkbox"/>	<input type="checkbox"/>	<input type="checkbox"/>
			<input type="checkbox"/>	<input type="checkbox"/>	18	Use of speed	<input type="text"/>	<input type="text"/>	<input type="text"/>			ETA	V <input type="checkbox"/>	P <input type="checkbox"/>
8	Taxi manoeuvre	<input type="text"/>	<input type="checkbox"/>	<input type="checkbox"/>			<input type="checkbox"/>	<input type="checkbox"/>	<input type="checkbox"/>					D255 <input type="checkbox"/>
	control	<input type="checkbox"/>	<input type="checkbox"/>	<input type="checkbox"/>	19	Following distance	<input type="text"/>	<input type="text"/>	<input type="text"/>					
	observation	<input type="checkbox"/>	<input type="checkbox"/>	<input type="checkbox"/>			<input type="checkbox"/>	<input type="checkbox"/>	<input type="checkbox"/>					
9	Taxi wheelchair	<input type="text"/>	<input type="checkbox"/>	<input type="checkbox"/>	20	Progress	<input type="text"/>	<input type="text"/>	<input type="text"/>					
			<input type="checkbox"/>	<input type="checkbox"/>		appropriate speed	<input type="checkbox"/>	<input type="checkbox"/>	<input type="checkbox"/>					
10	Uncouple / recouple	<input type="text"/>	<input type="checkbox"/>	<input type="checkbox"/>		undue hesitation	<input type="checkbox"/>	<input type="checkbox"/>	<input type="checkbox"/>					
			<input type="checkbox"/>	<input type="checkbox"/>	21	Junctions	<input type="text"/>	<input type="text"/>	<input type="text"/>					
11	Precautions	<input type="text"/>	<input type="checkbox"/>	<input type="checkbox"/>		approach speed	<input type="checkbox"/>	<input type="checkbox"/>	<input type="checkbox"/>					
			<input type="checkbox"/>	<input type="checkbox"/>		observation	<input type="checkbox"/>	<input type="checkbox"/>	<input type="checkbox"/>					
12	Control	<input type="text"/>	<input type="checkbox"/>	<input type="checkbox"/>		turning right	<input type="checkbox"/>	<input type="checkbox"/>	<input type="checkbox"/>					
	accelerator	<input type="checkbox"/>	<input type="checkbox"/>	<input type="checkbox"/>		turning left	<input type="checkbox"/>	<input type="checkbox"/>	<input type="checkbox"/>					
	clutch	<input type="checkbox"/>	<input type="checkbox"/>	<input type="checkbox"/>		cutting corners	<input type="checkbox"/>	<input type="checkbox"/>	<input type="checkbox"/>					
	gears	<input type="checkbox"/>	<input type="checkbox"/>	<input type="checkbox"/>			<input type="checkbox"/>	<input type="checkbox"/>	<input type="checkbox"/>					
	footbrake	<input type="checkbox"/>	<input type="checkbox"/>	<input type="checkbox"/>	22	Judgement	<input type="text"/>	<input type="text"/>	<input type="text"/>					
	parking brake / MC front brake	<input type="checkbox"/>	<input type="checkbox"/>	<input type="checkbox"/>		overtaking	<input type="checkbox"/>	<input type="checkbox"/>	<input type="checkbox"/>					
	steering	<input type="checkbox"/>	<input type="checkbox"/>	<input type="checkbox"/>		meeting	<input type="checkbox"/>	<input type="checkbox"/>	<input type="checkbox"/>					
	balance M/C	<input type="checkbox"/>	<input type="checkbox"/>	<input type="checkbox"/>		crossing	<input type="checkbox"/>	<input type="checkbox"/>	<input type="checkbox"/>					
	PCV door exercise	<input type="checkbox"/>	<input type="checkbox"/>	<input type="checkbox"/>			<input type="checkbox"/>	<input type="checkbox"/>	<input type="checkbox"/>					

Pass Fail None Total Faults

ETA V P D255

Eco Safe driving Control Planning

Debrief

I acknowledge receipt of Pass Certificate Number: Licence rec'd Yes No

Wheelchair Cert. No: There has been no change to my health: see note 29 overleaf.

## Guidance Notes

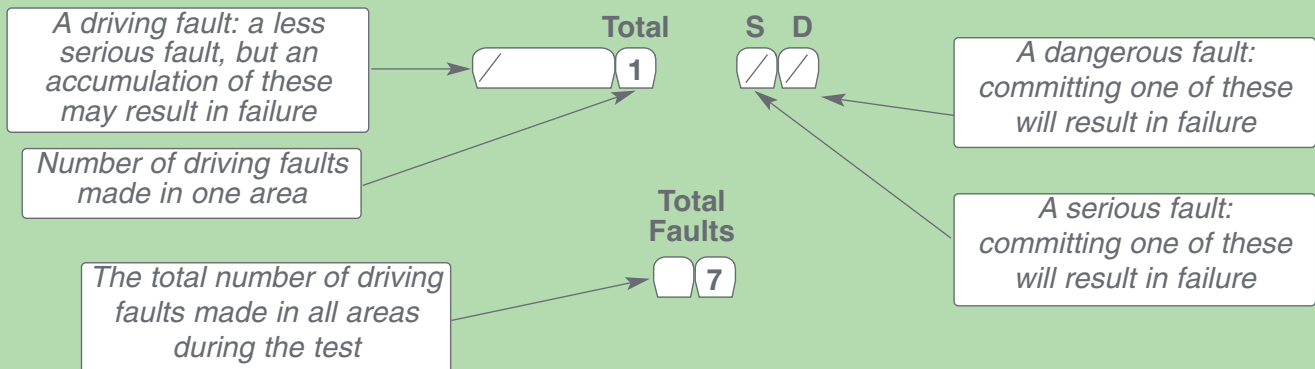
DL25C Rev.  
0408T

More detailed advice about the test requirements and the items marked for your attention overleaf are given in "The Driving Test Report Explained".

Further information may also be obtained from the relevant publication from the series of OFFICIAL driving books and other media products from DSA for all drivers and motorcyclists, including drivers of goods vehicles, buses and coaches, tractors and specialist vehicles.

These publications can be purchased from all good book shops or by visiting [www.direct.gov.uk/motoring](http://www.direct.gov.uk/motoring)

## Explanatory Markings



**The result of your test is marked overleaf. The following statement only applies if your result is marked as a fail.**

### Statement of Failure to Pass Practical Test – Test of Competence to Drive Road Traffic Act 1988

This candidate named herein has been examined and has failed to pass the practical test / test of competence to drive prescribed under the Road Traffic Act 1988 (and for the purposes of Section 36 of the Road Traffic Offenders Act 1988 if an extended test).

Candidates are assessed against the items listed overleaf in deciding whether they are competent to drive. Items needing special attention are marked. You should study these along with the Guidance Notes above.

**Unsuccessful candidates (dependent on category of test taken) may be required to wait a minimum period before taking a further test in a vehicle of the same category.**

## Appeals

If you consider that your test was not properly conducted in accordance with the relevant Regulations, you may apply to a Magistrate's Court acting for the Petty Sessions Area in which you reside (in Scotland to the Sheriff within whose jurisdiction you reside) which (who) has the power to determine this point. If you reside in England or Wales you have six months from the issue of this Statement of Failure in which to appeal or, if you reside in Scotland, 21 days. If the Court finds that the test was not properly conducted it may order a refund of the fee and authorise you to undergo a further test forthwith (see Road Traffic Act 1988 Section 90, for ADI qualifying tests see section 133).

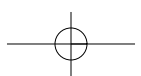
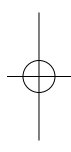
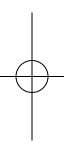
You should note that your right to appeal to the Court under Section 90 or 133 is strictly limited to the question of whether the test was properly conducted in accordance with the relevant Regulations. **The examiner's decision and test result cannot be altered.**

Before you consider making any appeal you may wish to seek legal advice.

**You can find details of our service standards and complaints procedures in our 'Customer Service: A guide to our service standards' leaflet, which is available from all our offices and test centres.**

## Data Protection Act 1998

The Driving Standards Agency (DSA) directly manages all personal data it processes as an executive agency of the data controller, the Department for Transport. We use the personal information you provide to book and run the practical test. We also analyse the test details to assess how effective traffic patterns, safety initiatives and other transport issues are, to improve both customer service and road safety. We will not pass personal information to anyone else other than in line with the Data Protection Act 1998. This could include (but is not limited to) the police, HM Revenue and Customs and local authorities. For more information, please see our privacy notice on our website ([www.dsa.gov.uk](http://www.dsa.gov.uk)) or look for our 'Notification Documentation' on the Information Commissioner's website ([www.ico.gov.uk](http://www.ico.gov.uk)). Our registration number is Z7122992.



# The Driving Test Report Explained

DL25D  
04 / 08 T

This explains the markings that were made on your test report. The report is labelled DL25D and DL25D Rev.

## 1(a) Eyesight Test

At the start of the test the examiner asked you to read a vehicle registration number. If you do not meet the eyesight standard then your test will not go ahead. If you need glasses or contact lenses to make sure you can read the number you must wear them whenever you drive or ride.

## 1(b) Highway Code / Safety

Highway Code: If you took a test for a tractor or specialist vehicle, at the end of the test you would have been asked questions on the Highway Code and to identify some road signs.

If you took an LGV or PCV test you were asked some Safety Questions. We asked you about some of the following: the location and operation of the safety components on your vehicle such as fire extinguishers, fuel cut-off switch and emergency exits.

## 2 Controlled stop

You may have been asked to show you were able to stop your vehicle in good time and under full control, as if in an emergency situation. Remember, when driving in wet or icy weather conditions, it will take you longer to stop safely.

## 3, 4, 5 and 6 Reversing and turn in road exercises

Depending on the test you took, you may have been asked to complete one or more slow speed manoeuvring exercises. You needed to show you were able to keep control of your vehicle. This needed to be done whilst taking effective observations and acting correctly on what you saw.

## 7 Vehicle checks

It is important that the vehicle is in good working order before you start the engine. The examiner asked you some safety questions of a 'show me / tell me' nature. You needed to show a basic knowledge of the checks you should make on a regular basis. These include checks on oil and water levels and tyre pressure and tread depth.

## 8 Taxi manoeuvre

You needed to show the examiner that you can safely turn the vehicle around to face in the opposite direction. How you did this was left to you, but you must not have used driveways or mounted the pavement. You were tested on your ability to select a safe place to carry out the manoeuvre whilst taking effective observation and acting correctly on what you saw.

## 9 Taxi wheelchair

You needed to show your ability to use wheelchair ramps competently. You needed to put the imaginary wheelchair user and his or her wheelchair into your vehicle. Then ensure the wheelchair and its user were securely installed ready for a journey. You were then asked to reverse this whole process.

## 10 Uncoupling and re-coupling (vehicle and trailer combinations)

You needed to show that you can uncouple and re-couple your trailer, using the correct procedure for your vehicle and trailer types. You were asked to uncouple the combination then drive forward and reverse alongside the trailer. To re-couple, you should have aligned and reconnected the towing vehicle and trailer. This should have been done accurately. You should then have checked they were secured and safe to go out on the road.

## 11 Precautions

These checks are simple but important. Before you started the engine, you needed to make sure that your seat was adjusted correctly to allow you to reach all your driving controls with ease. This is because an incorrect seat position can affect your ability to take observations and keep proper control of the vehicle.

## 12 Control

Throughout the test you needed to show you can use all the controls smoothly and at the correct time. This means less wear and tear on your vehicle and a smoother ride for your passengers.

## 13 Move off

You needed to show that you can move away on the level, on a slope and at an angle safely, under full control, taking effective observation. Move off only when it is safe to do so.

## 14 Use of mirrors - rear observation

You should have used the mirrors safely and effectively acting correctly upon what you saw. Where mirrors are not enough, for example to cover 'blind spots', then you must take effective rear observation. You must always check this carefully before signalling, changing direction or changing speed. You needed to demonstrate you can use the Mirror - Signal - Manoeuvre (MSM) routine effectively.

## 15 Signals

You should only use the signals shown in the Highway Code. On test you should have signalled clearly to let others know what you intend to do. This is particularly important if it would help other road users or pedestrians. You should have always signalled in good time and ensured that the signal had been switched off after the manoeuvre had been completed. You should not beckon to pedestrians to cross the road.

## 16 Clearance

You should have given parked vehicles and other obstructions enough space to pass safely. You needed to watch out for changing situations such as pedestrians walking out from between parked cars, doors opening and vehicles trying to move off. You should have been prepared to slow down or stop if needed.



# The Driving Test Report Explained

DL25D Rev.  
04 / 08 T

## 17 Response to signs and signals

You needed to show that you can react correctly to all traffic signs, road markings, traffic lights and pedestrian crossings. You should have obeyed signals given by police officers, traffic wardens, Highways Agency officers and school crossing patrols. You should watch out for signals given by other road users and carry on only when you are happy it is safe.

## 18 Use of speed

You should have made safe and reasonable progress along the road. You needed to keep in mind the road, traffic and weather conditions, road signs and speed limits. You needed to show confidence based on sound judgement. Remember, at all times you should have been able to stop within the distance you can see to be clear.

## 19 Following distance

You should have always kept a safe distance between you and the vehicle in front. You should be able to stop safely, well within the distance you can see to be clear. You should leave extra distance in wet or slippery conditions. Leave enough space when you are stopped in traffic queues.

## 20 Maintain progress

On test you needed to show that you can drive at a realistic speed appropriate to the road and traffic conditions. You needed to approach all hazards at a safe, controlled speed, without being over cautious or slowing or stopping other road users. You should always be ready to move away from junctions as soon as it is safe and correct to do so. Driving too slowly can frustrate other drivers which creates danger for yourself and others.

## 21 Junctions including roundabouts

The examiner would have looked for correct use of the Mirror – Signal – Manoeuvre MSM procedure. The examiner was also looking for correct positioning and approach speed at junctions and roundabouts. This is because these skills are essential for dealing with these hazards safely. Turning right across busy roads/dual carriageways is particularly dangerous. To drive safely and pass your test you must be confident that you can judge the speed and distance of oncoming traffic safely. You also need to look out for other road users emerging and turning at junctions and be ready to alter your course or stop. Be extra watchful in poor light or bad weather conditions for the more vulnerable road user, such as cyclists and motorcyclists.

## 22 Judgement

Your examiner will have assessed your judgment skills throughout the test. You will have needed to show sound judgment when overtaking, meeting or crossing the path of other road users. You should have only done this when it was safe and legal. You should have made your intentions clear and been sure that you understood the intentions of other road users.

## 23 Positioning

You should have positioned your car in a safe position; normally this would be keeping well to the left of the road. You needed to keep clear of parked vehicles and be positioned correctly for the direction that you intend to take. You needed to look for and be guided by road signs and markings. Other road users may judge your intentions by where you are positioned so be aware of where you are at all times.

## 24 Pedestrian crossings

You should have been able to identify the different types of pedestrian crossing and take the correct action. You needed to monitor your speed and time your approach to crossings so that you can stop safely if you need to do so. You should have paid particular attention where crossings were partly hidden by queuing or parked vehicles. You should also show consideration for elderly or infirm pedestrians who are trying to cross the road.

## 25 Position / normal stops

You should have chosen a safe, legal and convenient place to stop, close to the edge of the road, where you will not block the road and create a hazard. You should know how and where to stop without causing inconvenience or danger to other road users.

## 26 Awareness / Planning

You must be aware of other road users at all times. Your examiner is looking to see that you plan ahead to judge what other road users are going to do. This will allow you to predict how their actions will affect you and react in good time. You needed to anticipate road and traffic conditions, and act in good time, rather than reacting to them at the last moment. You should have taken particular care to consider the actions of the more vulnerable groups of road users such as pedestrians, cyclists, other motorcyclists and horse riders.

## 27 Ancillary controls

You needed to show that you can operate all of your vehicle's controls safely and effectively. The examiner was looking to see that whilst on the move you kept proper control of your vehicle whilst using secondary controls. These include demisters, heating controls, indicators and windscreen wipers.

## Eco Safe Driving

You should drive in an 'eco friendly manner', considering your impact on the environment. Plan well ahead and choose appropriate gears, avoid heavy braking and over revving of the engine, particularly when stopped or moving off. If you have to stop for a long period such as at road works or railway crossings, consider stopping the engine to reduce pollution and save fuel. The examiner will assess this on your test; however this assessment will not affect the overall result of the test. If there are areas that need improvement you will receive appropriate feedback at the end of the test.

## 29 Health Declaration

You must declare any change to your health status since you last applied for a licence. It is a criminal offence for you (or anyone else) to make a false statement in order for you to obtain a driving licence, and can lead to prosecution.

## 30 Residence

Normal residence means the place where you normally live and have personal or occupational ties. However, if you have moved to the UK from another European Country or European Economic Area (EC/EEA), you should not take a driving test or obtain a first full licence unless you have lived here for 185 days in the last 12 months and are still living here at the time of your licence application. You may be asked to provide evidence of this.

**Manage your booking online at**  
**[www.direct.gov.uk/drivingtest](http://www.direct.gov.uk/drivingtest)**



Department for  
**Transport**